

# Waveguide to Coaxial Adapter **AWR28292**

**WR28 to 2.92mm Female, Square Cover Flange, Right Angle**



Rev 4

### Electrical

<b>Frequency Range</b>	26.3-40 GHz
<b>VSWR</b>	1.2 max

### Configuration

<b>Waveguide Size</b>	IEC	320
	EIA	WR28
<b>Flange Type</b>	IEC	UBR320
	North America	M3922/54-003(UG599/U)
<b>Coax Connector</b>	2.92mm Female	
<b>Body Geometry</b>	Right Angle	

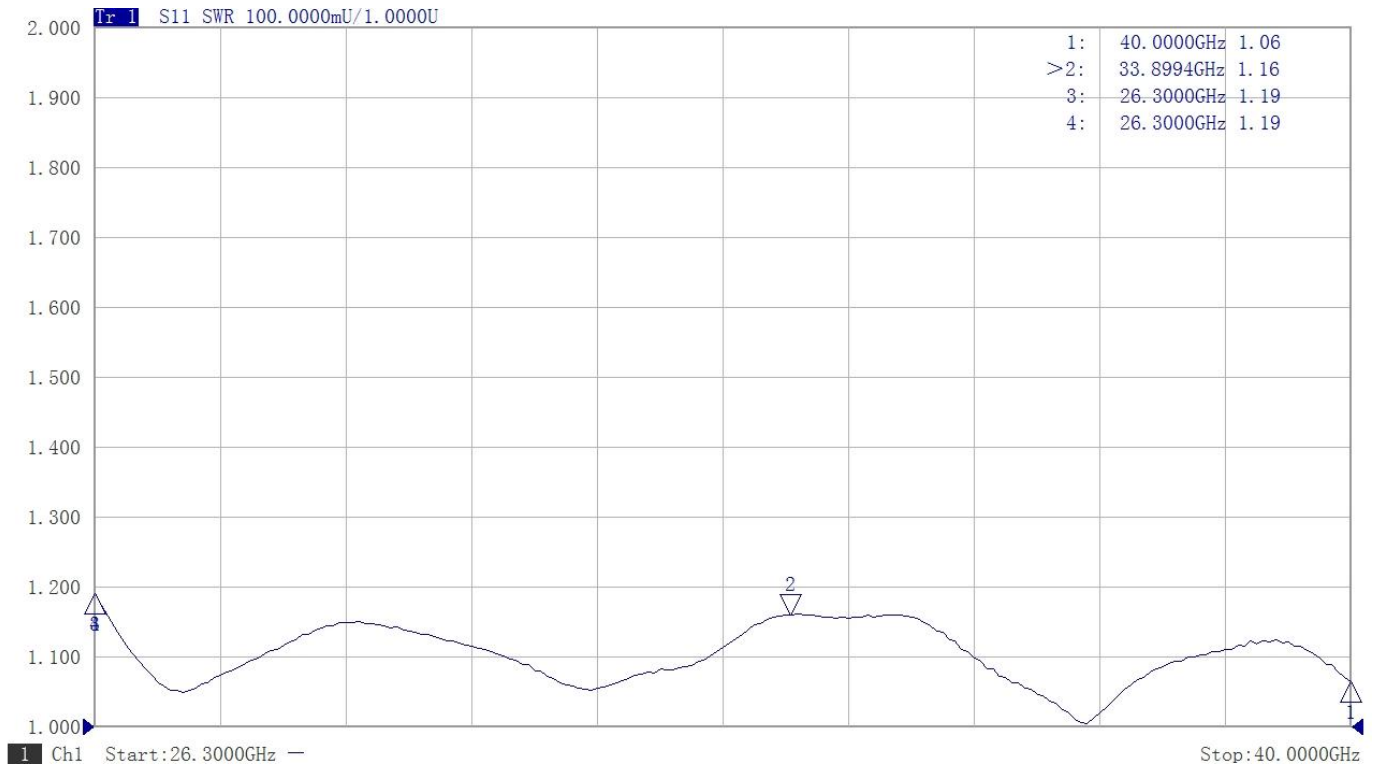
### Materials

<b>Waveguide Body</b>	Copper, black or grey painted
<b>Connector Body</b>	Passivated stainless steel
<b>Center Contact</b>	Gold plated beryllium copper

### Mechanical & Environmental

<b>Operating Temp</b>	-40°C to 70°C
<b>Connector Interface</b>	MIL-STD-348
<b>RoHS</b>	Compliant

### Typical Test Data



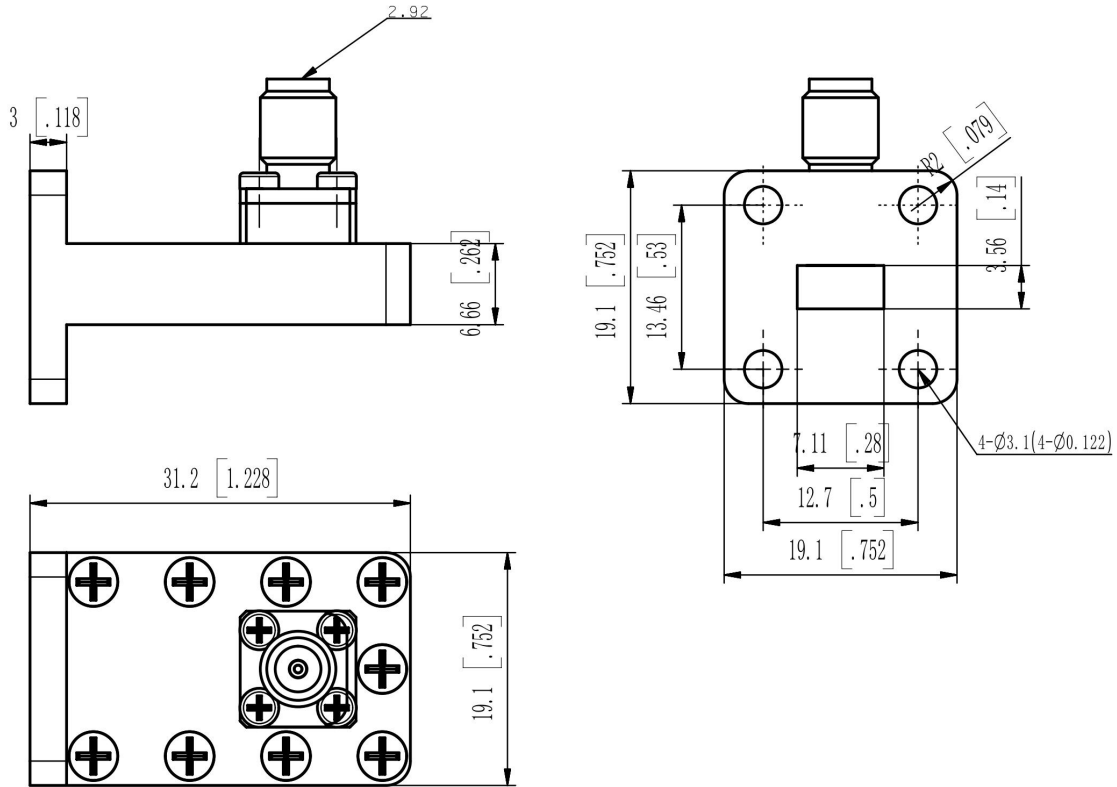
# Waveguide to Coaxial Adapter **AWR28292**

## WR28 to 2.92mm Female, Square Cover Flange, Right Angle

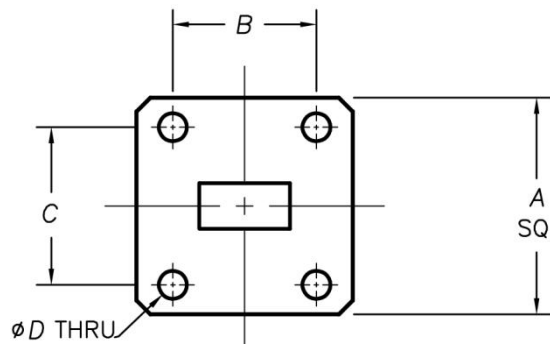


Rev 4

Dimensions mm[inch]



Flange Comparison (Unit mm)



WG SIZE	CONFORMING STANDARD	A	B	C	D
WR28	RF ONE:AWR28292	19.10	12.70	13.46	3.1
	IEC60154:UBR320	19.10	12.70	13.46	3.00
	USA:MIL3922/54-003(UG599/U)	19.05	12.70	13.46	2.95

\* The purpose of this size comparison is to provide a quick overview of different flange standards.

\* Great care has been given nevertheless there might be a few mistakes.

\* Please check the flange compatibility before ordering. Customized flanges are available.