

WR90 to SMA Female Waveguide to Coaxial Adapter CPR90F Flange, End Launch



Rev 5

Electrical

Frequency Range	8.2-12.5 GHz
VSWR	1.2 max

Configuration

Waveguide Size	IEC	R100
	EIA	WR90
Flange	CPR90F	
Coax Connector	SMA Female	
Body Geometry	End Launch	

Mechanical & Environmental

Waveguide Body	Aluminum, conductive oxidation, anti-corrosive paint
Connector Body	Passivated stainless steel
Center Contact	Gold plated beryllium copper
Operating Temperature	-40°C to +85°C
Connector Interface	MIL-STD-348
RoHS	Compliant under exemptions 6 (b) or 6 (c)
Net Weight	Approx 60g

Note

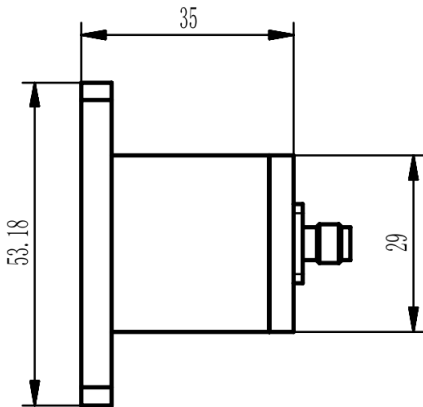
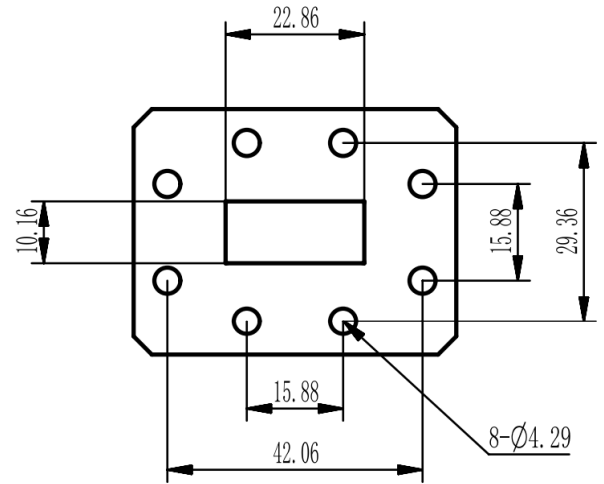
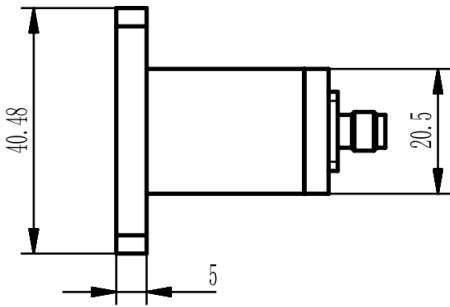
* Paint in grey or black by default, other colors available.

WR90 to SMA Female Waveguide to Coaxial Adapter
CPR90F Flange, End Launch



Rev 5

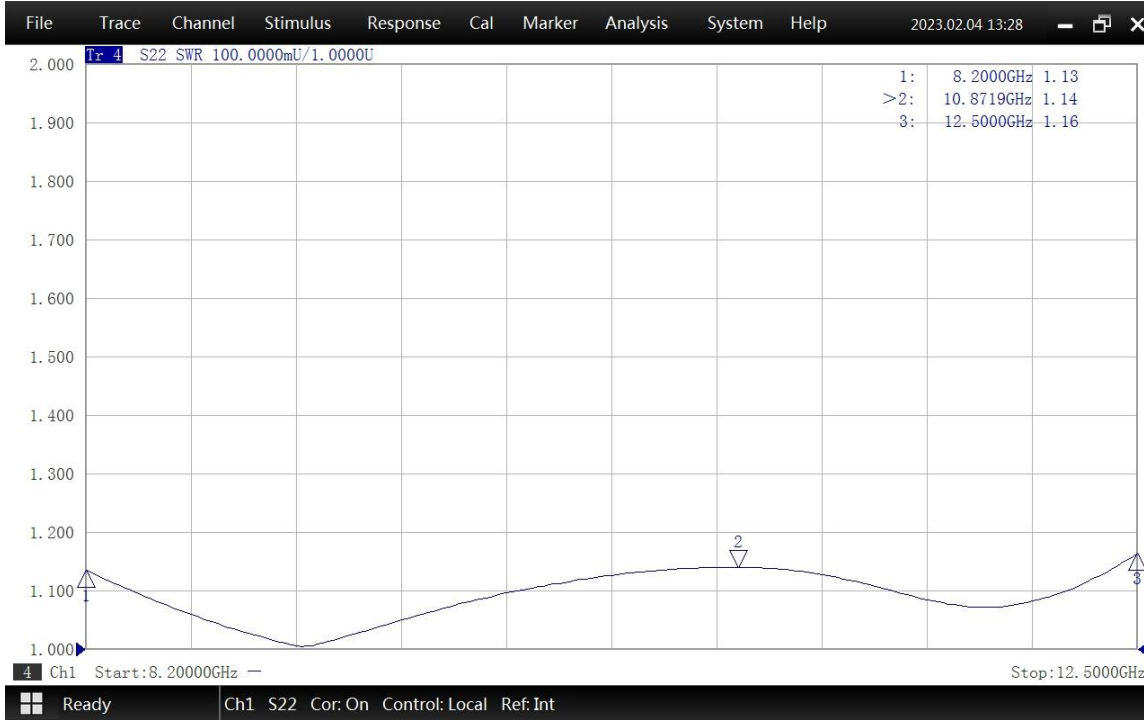
Dimensions(mm)



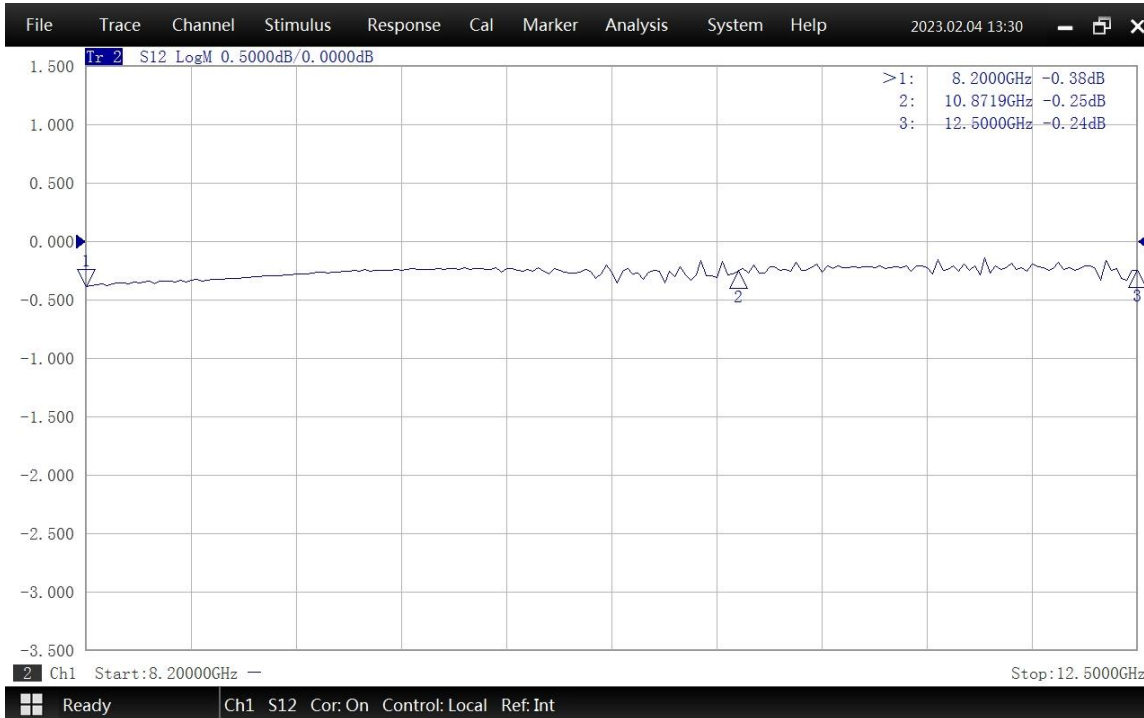


**WR90 to SMA Female Waveguide to Coaxial Adapter
CPR90F Flange, End Launch**

Typical Test Data at 25°C



VSWR



Insertion Loss*

* In Insertion Loss (IL) testing, adapters are measured back-to-back. To obtain the loss of a single adapter, divide the measured value by two.