


Power Divider

PDM-00506-S8

8 Way, 0.5-6 GHz, SMA, 30 Watts, DC Pass



Rev 1

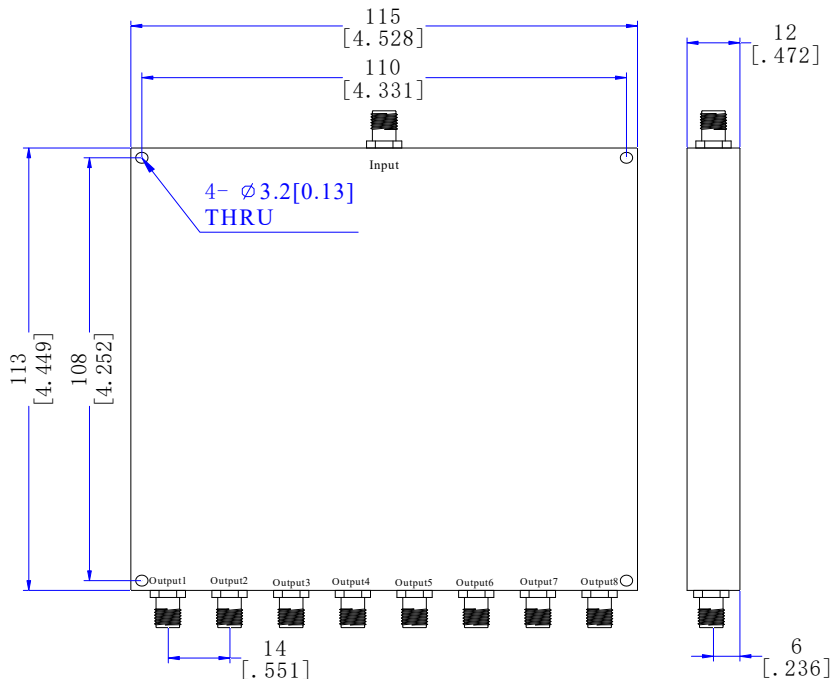
Electrical & Environmental


Impedance	50 ohm
Number of Output Ports	8 Way
Frequency Range	0.5-6 GHz
Insertion Loss	≤ 2.6dB (Excluding theoretical loss 9.0dB)
Input VSWR	1.4 max
Output VSWR	1.3 max
Isolation	18dB min
Amplitude Balance	≤ ±0.4dB
Phase Balance	≤ ±5°
Average Power Rating	30 Watts As Divider , 2 Watts (0.25 Watts for each port) As Combiner
DC Current	1.6A (200mA for each port)
Operating Temperature	-35°C ~ +75°C

Mechanical

Input/Output Connectors	SMA Female
Housing Finishing	Sandblasting Aluminum with conductive oxidation
Outline Dimensions	113*115*12 (mm)
Weight	About 334g

Dimensions (Unit: mm/[inch], Tolerance: ±0.3mm)





Typical Test Data

