



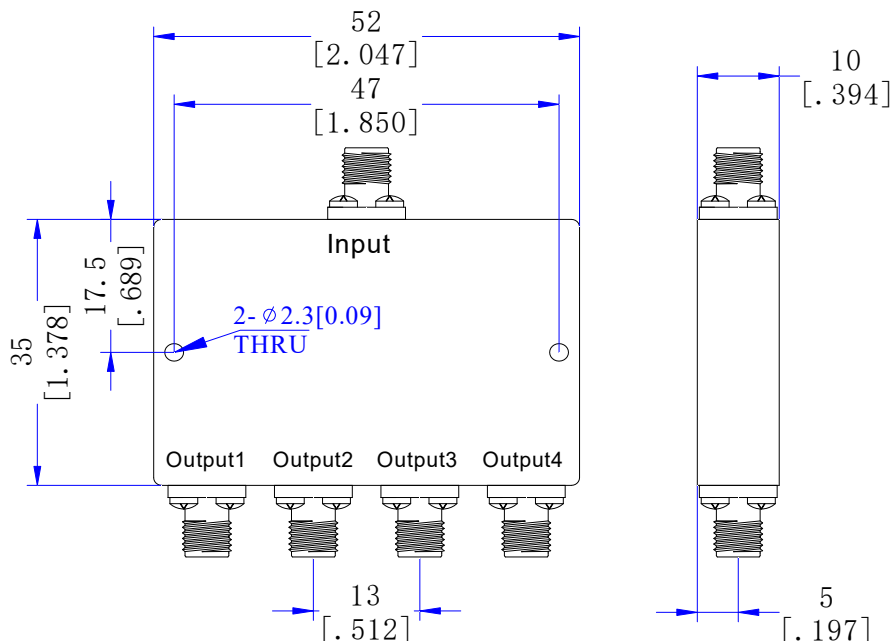
### Electrical & Environmental

Impedance	50 ohm
Number of Output Ports	4 Way
Frequency Range	18-40 GHz
Insertion Loss	≤ 1.6dB (Excluding theoretical loss 6.0dB)
Input VSWR	1.5 max
Output VSWR	1.5 max
Isolation	16dB min
Amplitude Balance	≤ ±0.4dB
Phase Balance	≤ ±5°
Average Power Rating	20 Watts (As Divider), 1 Watts (As Combiner)
Operating Temperature	-45°C ~ +85°C

### Mechanical

Input/Output Connectors	2.92mm Female
Housing Finishing	Painted Aluminum
Outline Dimensions	52*35*10 (mm)
Weight	About 70g

### Dimensions (Unit: mm/[inch], Tolerance: ±0.3mm)



# Power Divider

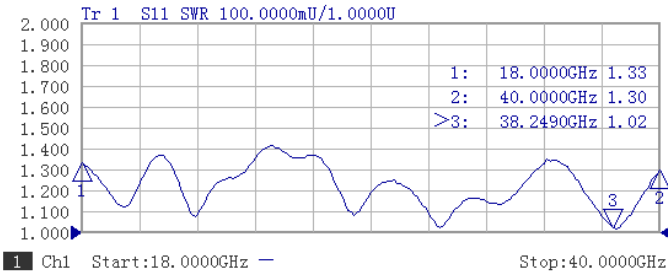
# PDM-1840-K4

4 Way, 18-40 GHz, 2.92mm, 20 Watts

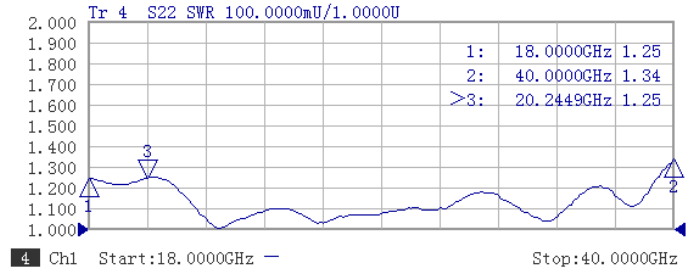


Rev 2

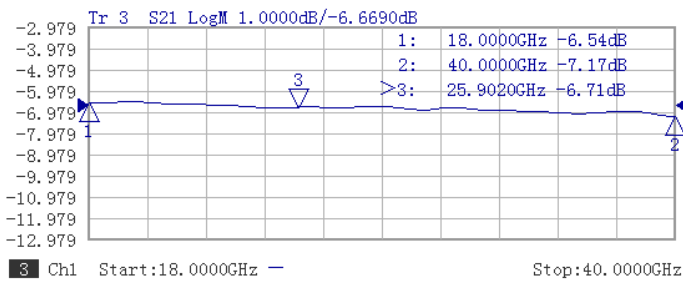
## Typical Test Data



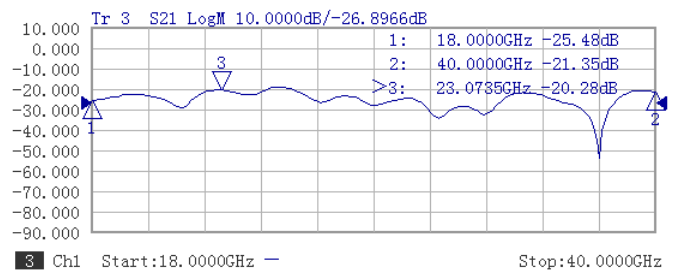
Input VSWR



Output VSWR



Insertion Loss



Isolation