



Electrical

Impedance	50 ohm			
Frequency Range	DC-40 GHz			
VSWR	1.35 max			
Input Avg Power	20W@ 25°C ambient, derating linearly to 2W at 100°C			
Peak Power	200W (5 micro-sec pulse width, 5% duty cycle)			
Direction	Unidirectional, 2.92mm male input, 2.92mm female output (other configurations available)			
Attenuation(dB)	10	20	30	40
Accuracy(dB)	-1.5/+2.5	-1.5/+2.5	-1.5/+2.5	-1.5/+2.5

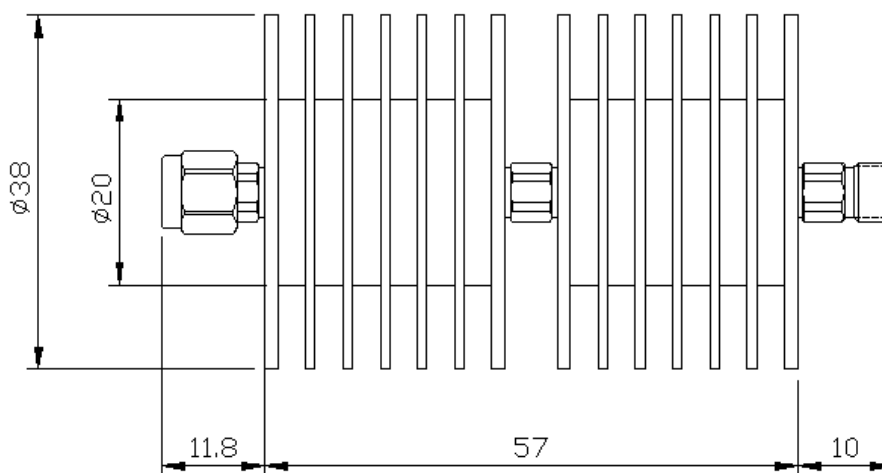
Mechanical

Connector Body	Passivated stainless steel
Heat Sink	Black anodized aluminum
Center Contact	1.27um Gold plated BeCu/brass
Net Weight	About 90 g

Environmental

Operating Temperature	-55°C to 100°C
Storage Temperature	-55°C to 125°C
RoHS	Compliant
Temperature Coefficient	<0.0004 dB/dB/°C

Dimensions(mm)



Notes

- 1.Always pay attention to the direction of attenuators.
- 2.To maintain best performance, recommended to use fan to keep the case temperature under 85°C.
- 3.Customized dB values, outlines and optimal accuracy/VSWR available.

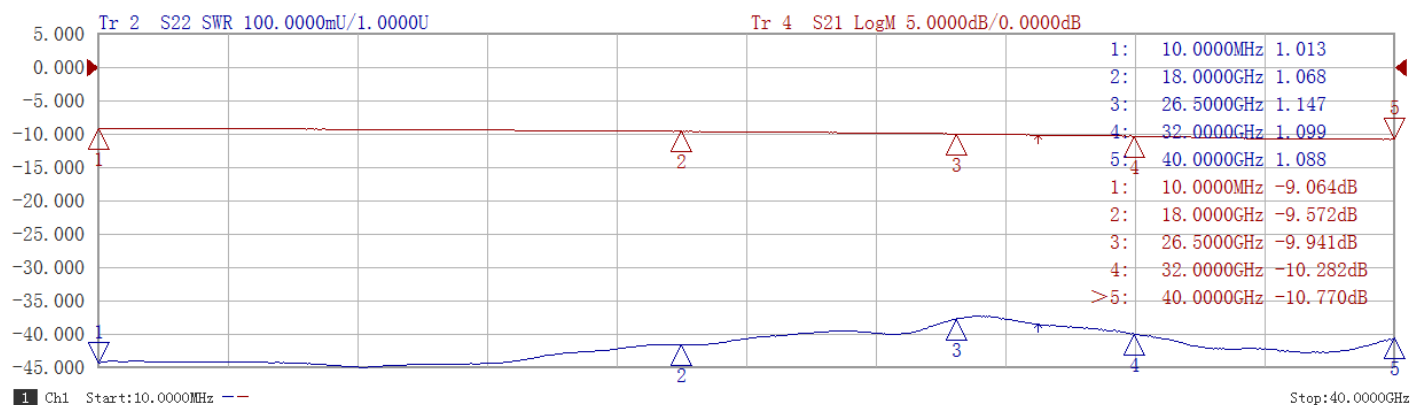
Model Description

RFH40XXKD20A

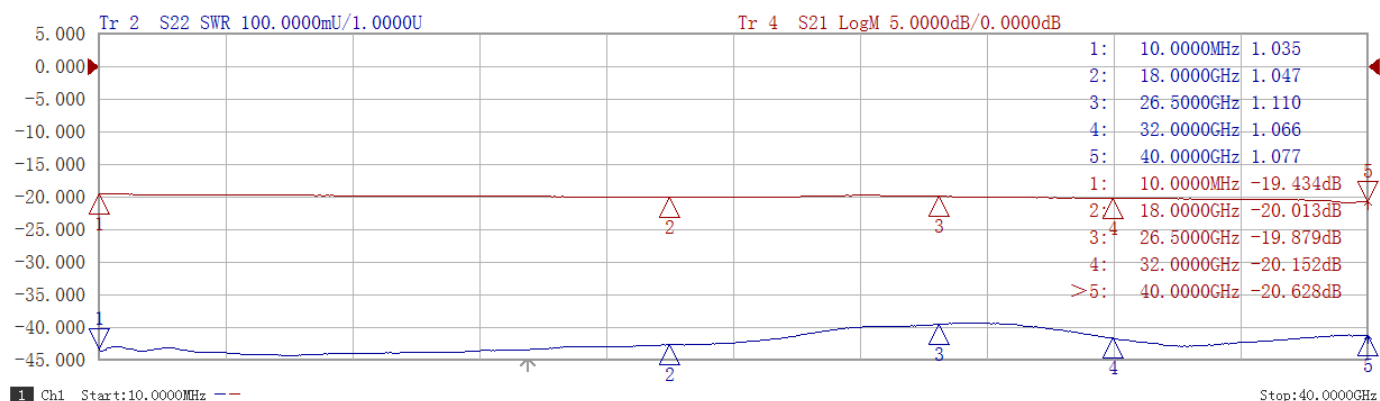
- 1.XX for dB value: 06=6dB,30=30dB
- 2.Code for connector configuration:
A=female for two ends; B=male for two ends
C=female for input and male for output;
D=male for input and female for output.

Typical Test Data(Contact us at sales@rfone.cn for test plots of more models)

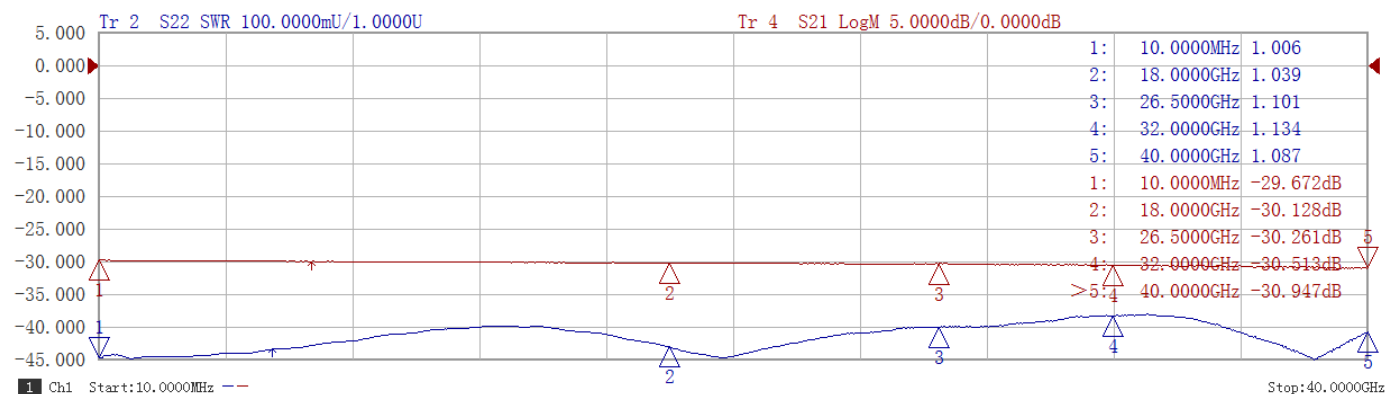
10dB



20dB



30dB



40dB

