

25 dBi Gain, 73.8-110 GHz, WR10 Standard Gain Horn with 1.0mm Female Port

Rev 1

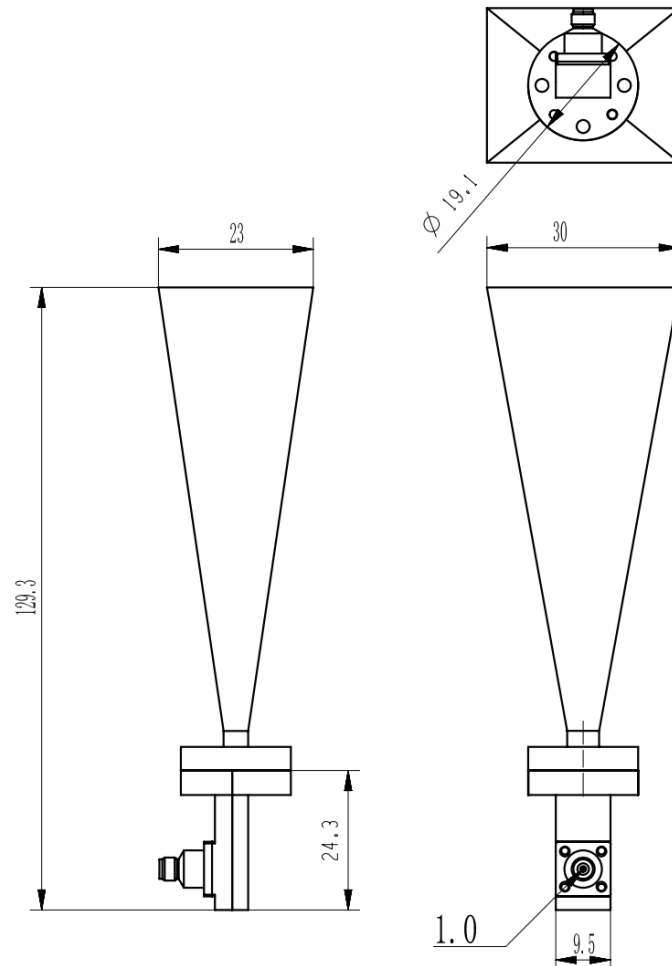
Electrical

Frequency Range	73.8-110 GHz
Norminal Gain	25 dBi
Polarization	Linear
VSWR	1.5 max
3dB Beamwidth	E-Plane: 5.5~9.6 deg, H-Plane: 4.2~8.3 deg
Operating Temperature	-40°C~+70°C

Mechanical

Waveguide Size	WR10
Flange Type	UG387/U-Mod Round Cover Flange
Body Material and Finish	Copper, painting over gold plating
RF Connector	1.0mm Female

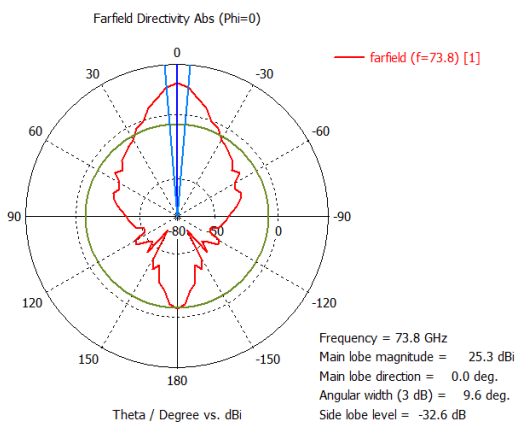
Dimensions(mm)



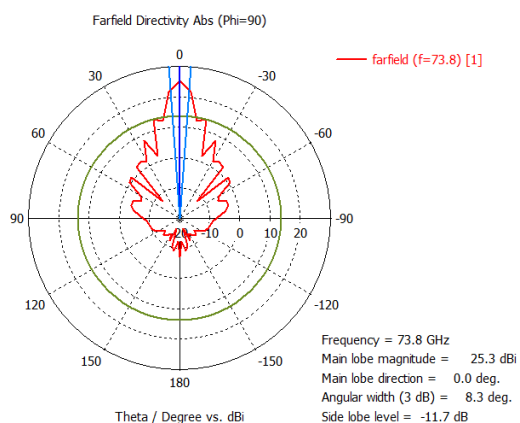
Simulated Antenna Patterns

73.8GHz

E-Plane

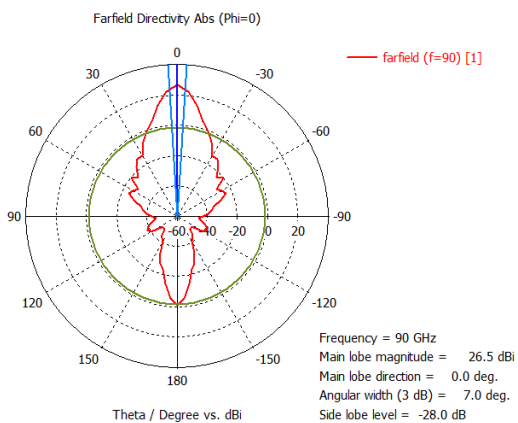


H-Plane

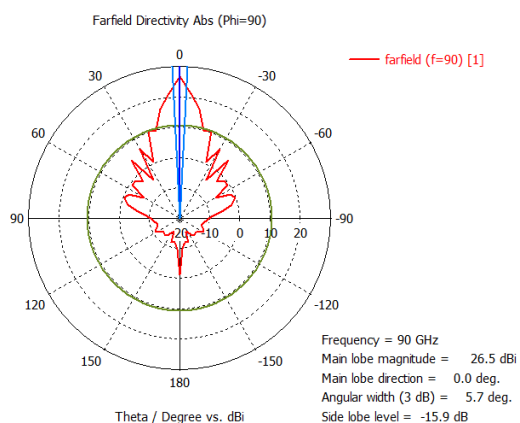


90GHz

E-Plane

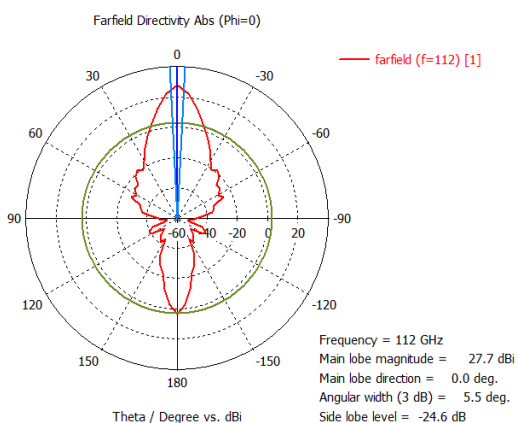


H-Plane



112GHz

E-Plane



H-Plane

