

15 dBi Gain, 9.84-15 GHz, WR75 Standard Gain Horn with UBR120

Flange

Rev 2

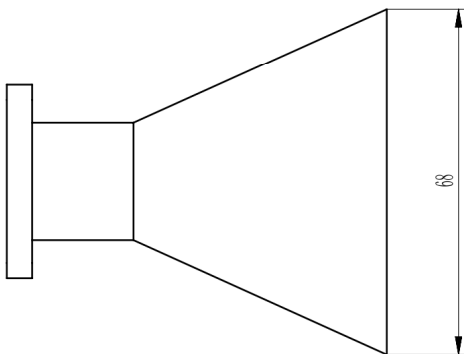
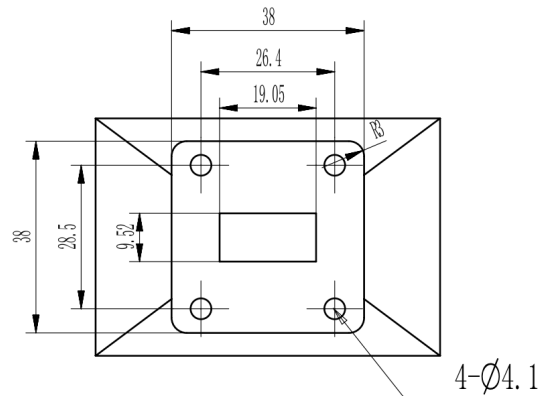
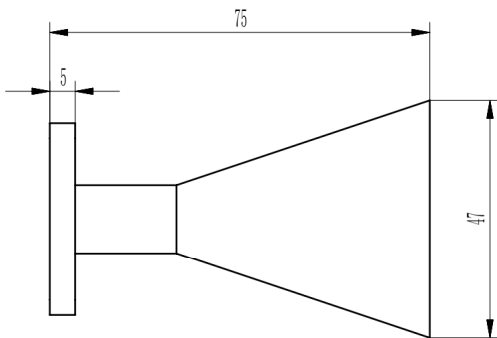
Electrical

Frequency Range	9.84-15 GHz
Norminal Gain	15 dBi
Polarization	Linear
VSWR	1.2 max
3dB Beamwidth	E-Plane: 21.9~31.4 deg, H-Plane: 22.4~30.1 deg
Operating Temperature	-40°C~+70°C

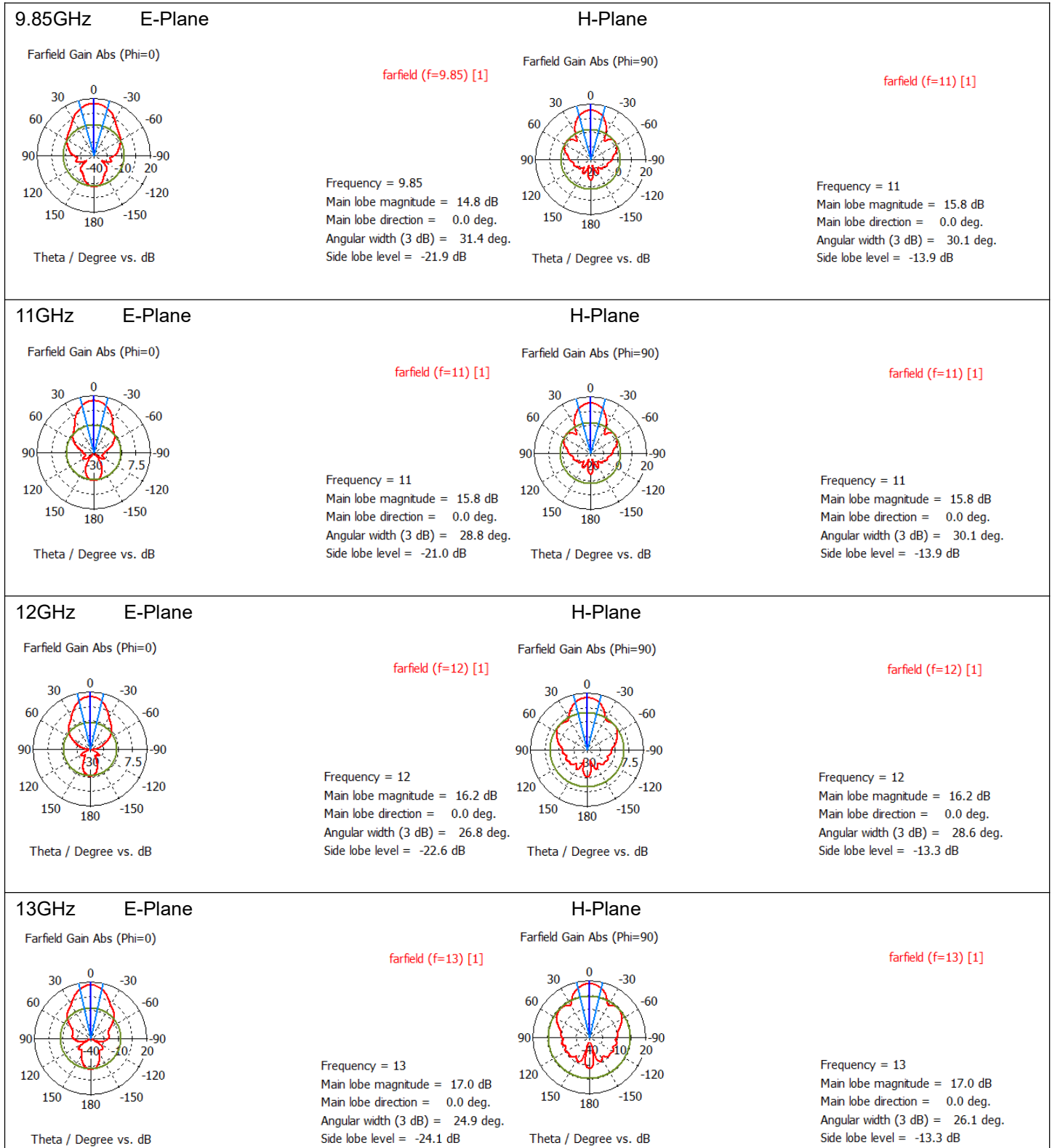
Mechanical

Waveguide Size	WR75
Flange Type	UBR120 Square Cover Flange
Body Material and Finish	Aluminum, Painted

Dimensions(mm)

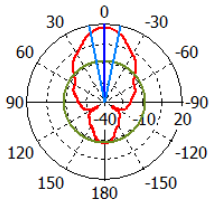


Simulated Antenna Patterns



14GHz E-Plane

Farfield Gain Abs (Phi=0)



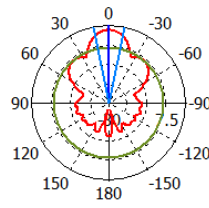
Theta / Degree vs. dB

farfield (f=14) [1]

Frequency = 14
 Main lobe magnitude = 17.3 dB
 Main lobe direction = 0.0 deg.
 Angular width (3 dB) = 23.4 deg.
 Side lobe level = -25.5 dB

H-Plane

Farfield Gain Abs (Phi=90)



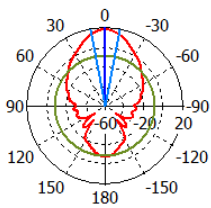
Theta / Degree vs. dB

farfield (f=14) [1]

Frequency = 14
 Main lobe magnitude = 17.3 dB
 Main lobe direction = 0.0 deg.
 Angular width (3 dB) = 24.0 deg.
 Side lobe level = -11.5 dB

15GHz E-Plane

Farfield Gain Abs (Phi=0)



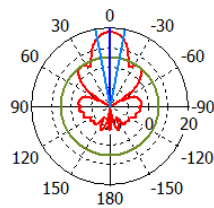
Theta / Degree vs. dB

farfield (f=15) [1]

Frequency = 15
 Main lobe magnitude = 18.1 dB
 Main lobe direction = 0.0 deg.
 Angular width (3 dB) = 21.9 deg.
 Side lobe level = -26.3 dB

H-Plane

Farfield Gain Abs (Phi=90)



Theta / Degree vs. dB

farfield (f=15) [1]

Frequency = 15
 Main lobe magnitude = 18.1 dB
 Main lobe direction = 0.0 deg.
 Angular width (3 dB) = 22.4 deg.
 Side lobe level = -13.0 dB