

20 dBi Gain, 9.84-15 GHz, WR75 Standard Gain Horn with UBR120 Flange

Rev 2

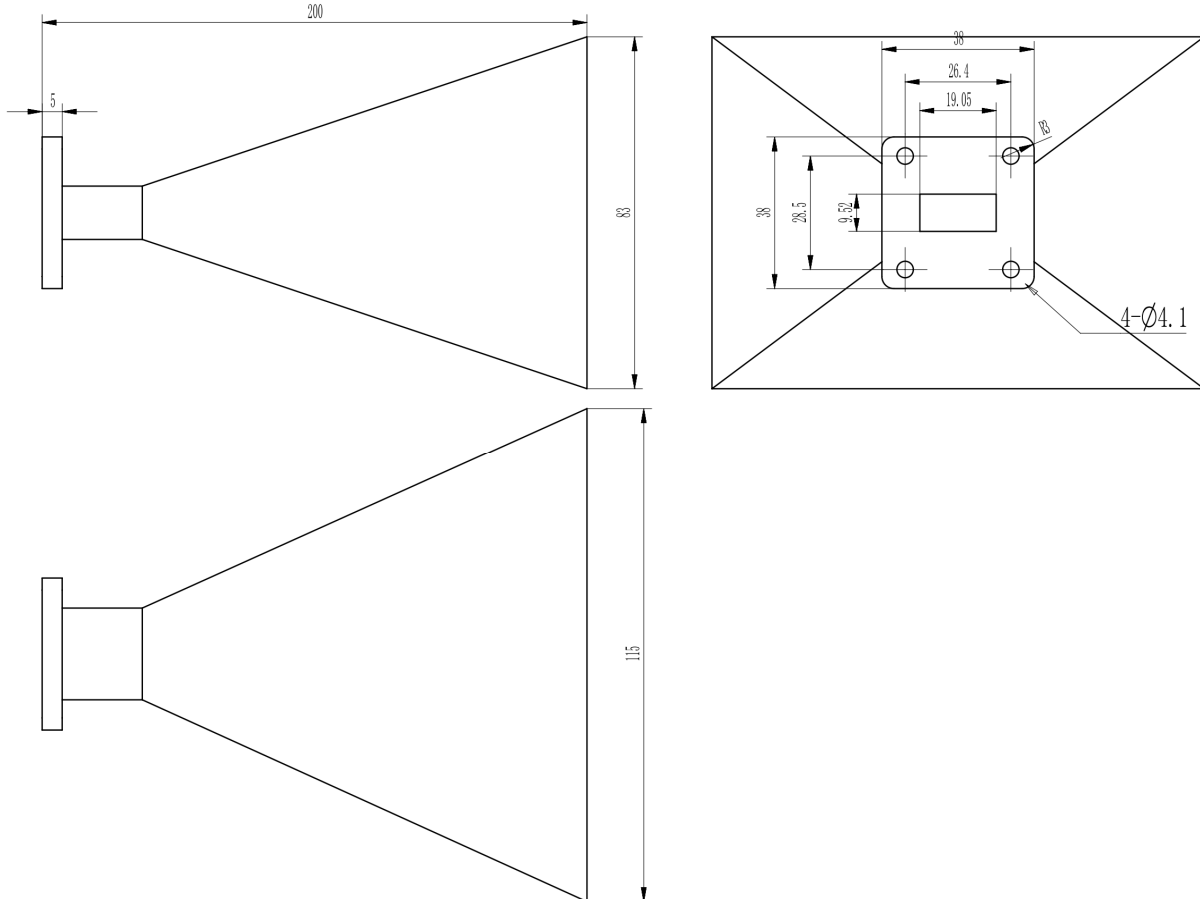
Electrical

Frequency Range	9.84-15 GHz
Norminal Gain	20 dBi
Polarization	Linear
VSWR	1.2 max
3dB Beamwidth	E-Plane: 13.4~18.9 deg, H-Plane: 13.0~19.4 deg
Operating Temperature	-40°C~+70°C

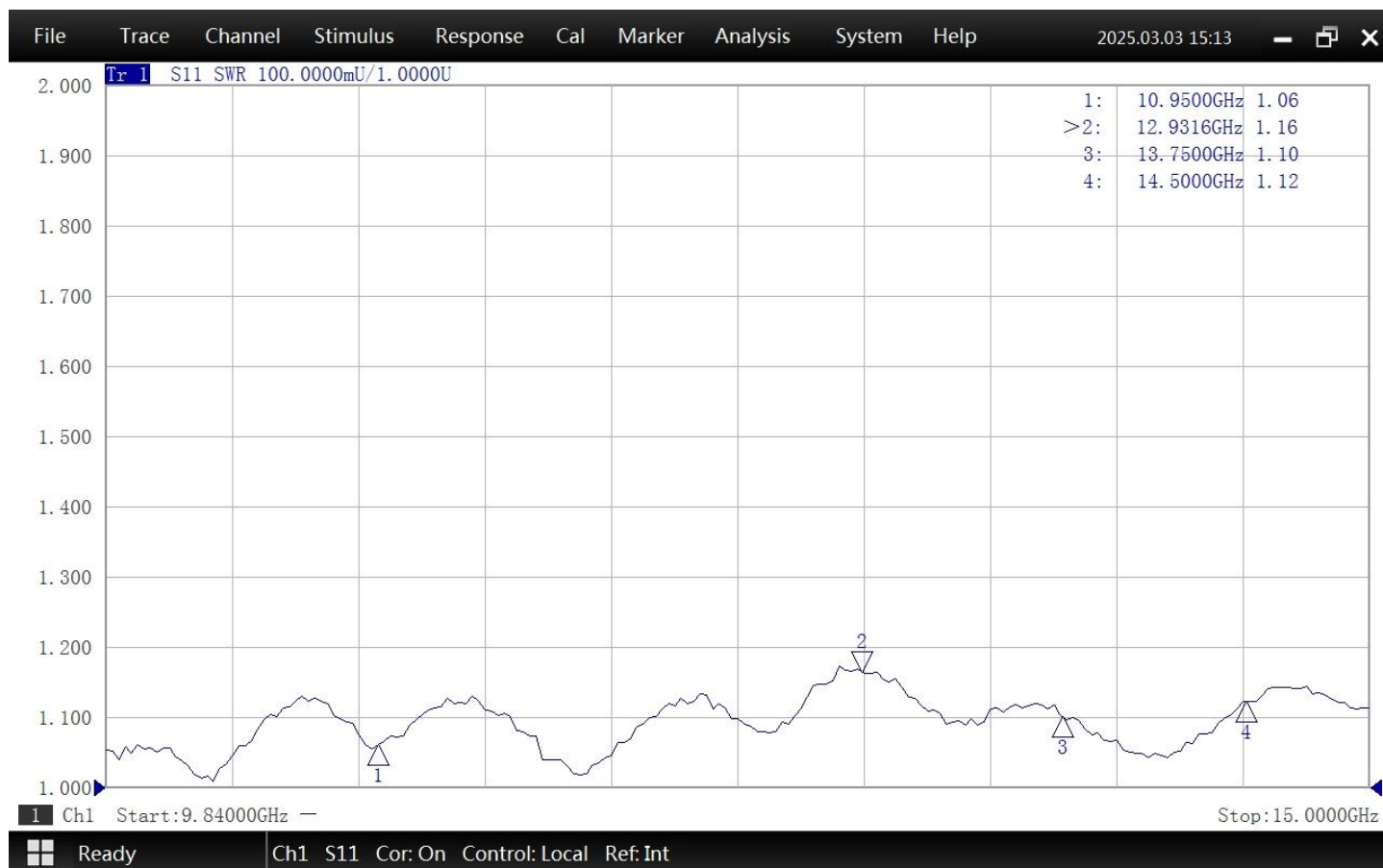
Mechanical

Waveguide Size	WR75
Flange Type	UBR120 Square Cover Flange
Body Material and Finish	Aluminum, Painted
Net Weight	195g

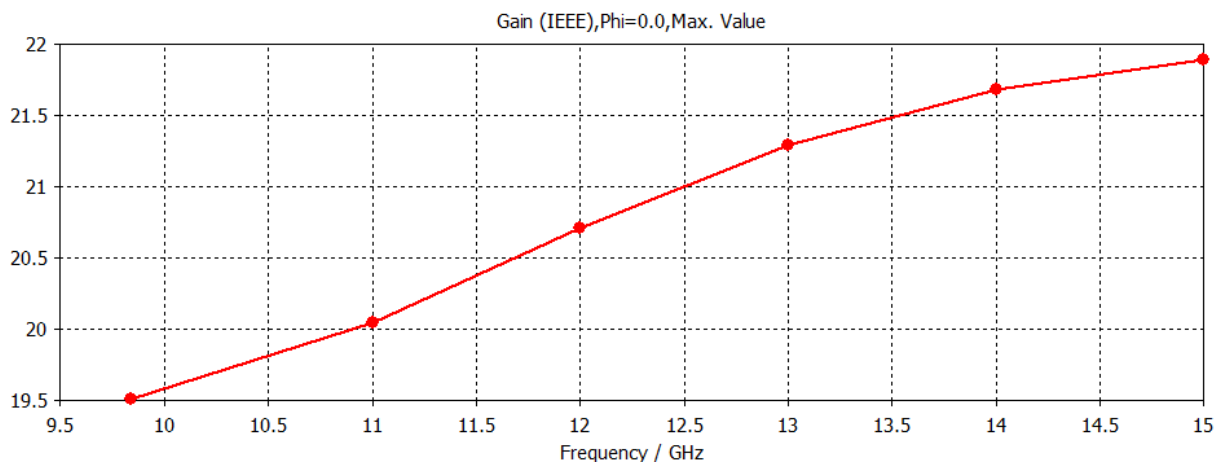
Dimensions(mm)



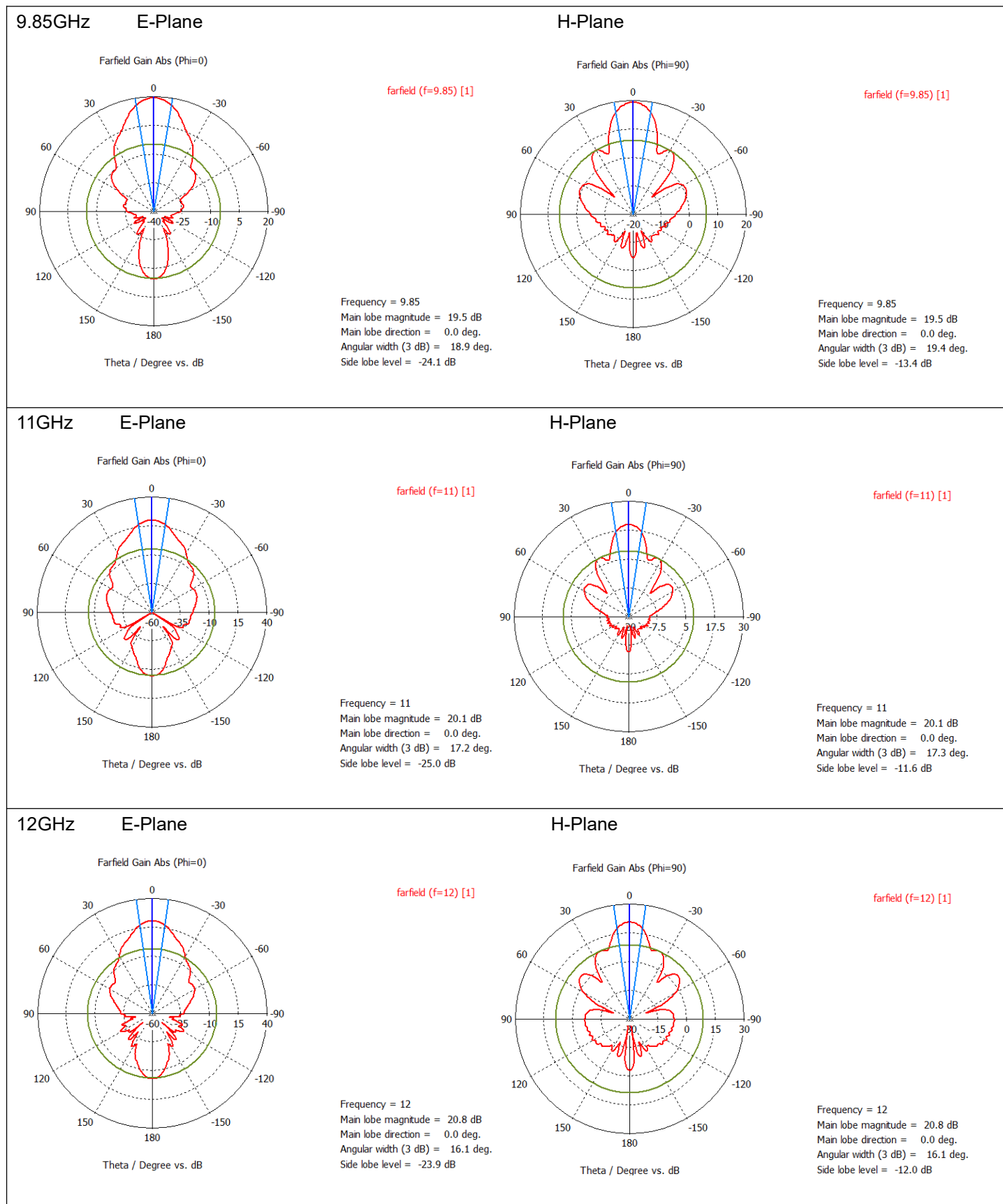
Typical Test Data



Gain

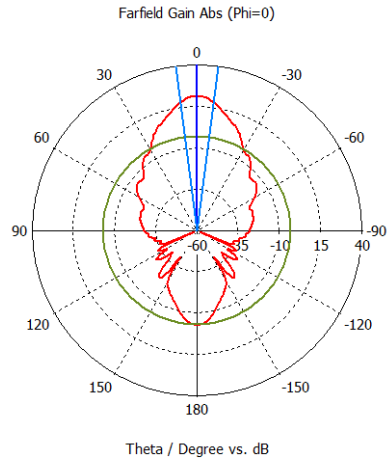


Simulated Antenna Patterns



13GHz

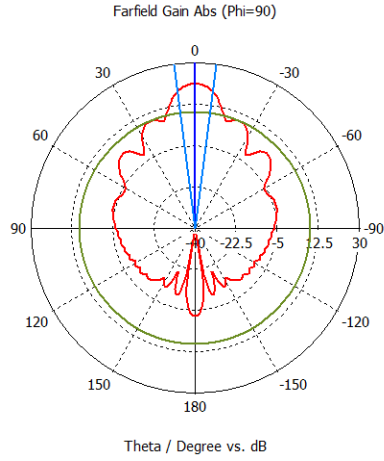
E-Plane



farfield (f=13) [1]

Frequency = 13
 Main lobe magnitude = 21.4 dB
 Main lobe direction = 0.0 deg.
 Angular width (3 dB) = 14.8 deg.
 Side lobe level = -24.3 dB

H-Plane

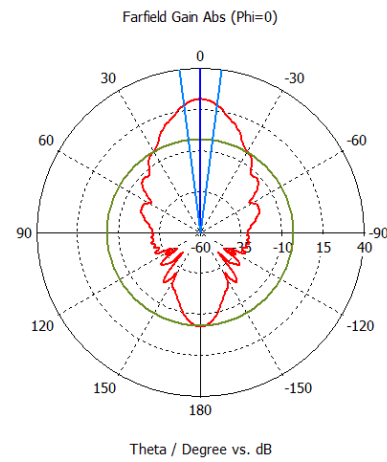


farfield (f=13) [1]

Frequency = 13
 Main lobe magnitude = 21.4 dB
 Main lobe direction = 0.0 deg.
 Angular width (3 dB) = 14.9 deg.
 Side lobe level = -12.0 dB

14GHz

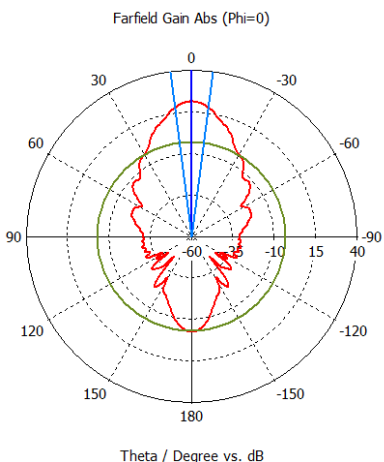
E-Plane



farfield (f=14) [1]

Frequency = 14
 Main lobe magnitude = 21.6 dB
 Main lobe direction = 0.0 deg.
 Angular width (3 dB) = 14.4 deg.
 Side lobe level = -24.5 dB

H-Plane

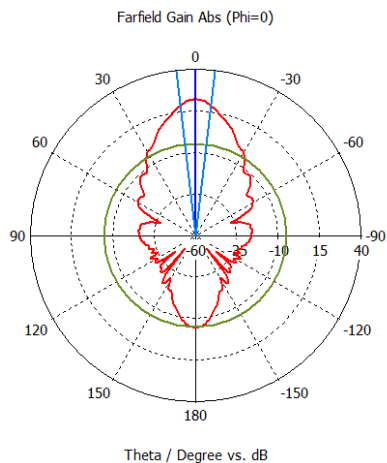


farfield (f=14) [1]

Frequency = 14
 Main lobe magnitude = 21.6 dB
 Main lobe direction = 0.0 deg.
 Angular width (3 dB) = 14.4 deg.
 Side lobe level = -24.5 dB

15GHz

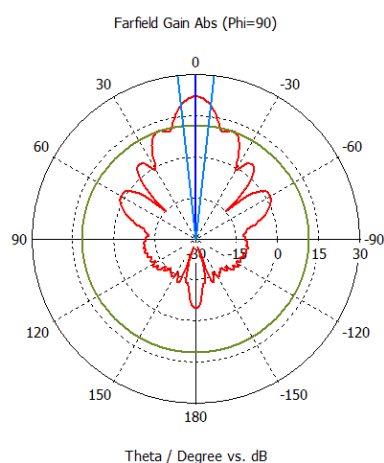
E-Plane



farfield (f=15) [1]

Frequency = 15
 Main lobe magnitude = 22.1 dB
 Main lobe direction = 0.0 deg.
 Angular width (3 dB) = 13.4 deg.
 Side lobe level = -26.8 dB

H-Plane



farfield (f=15) [1]

Frequency = 15
 Main lobe magnitude = 22.1 dB
 Main lobe direction = 0.0 deg.
 Angular width (3 dB) = 13.0 deg.
 Side lobe level = -10.4 dB