

10 dBi Gain, 8.2-12.5 GHz, WR90 Standard Gain Horn with SMA

Female Port

Rev 2

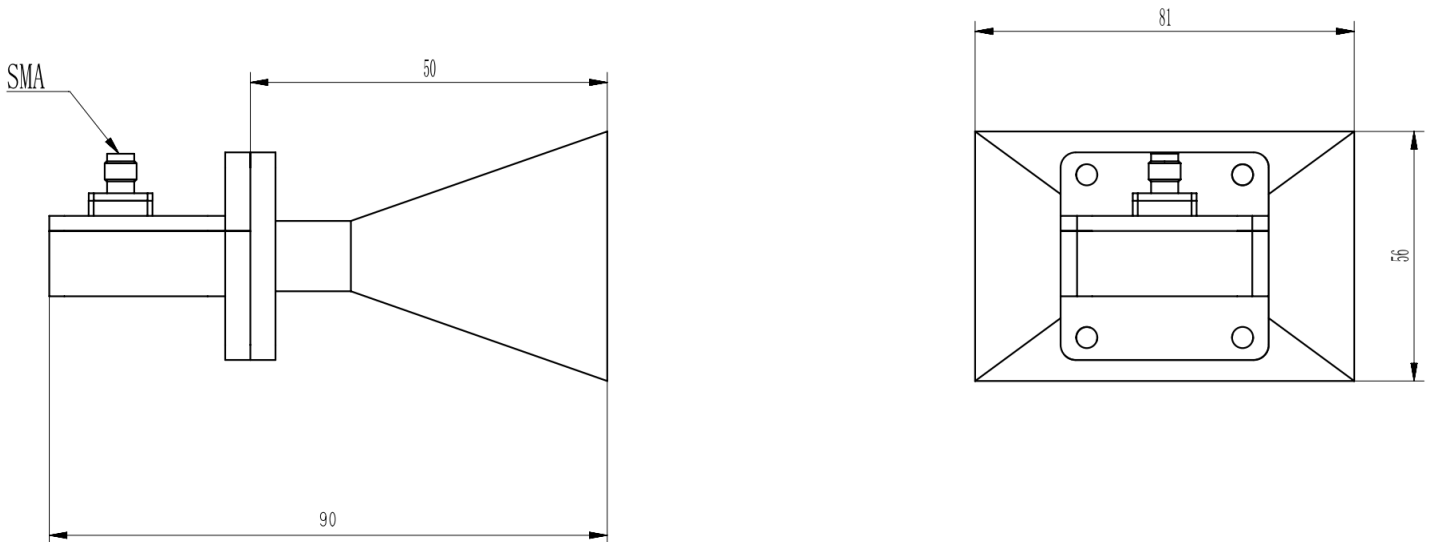
Electrical

Frequency Range	8.2-12.5 GHz
Norminal Gain	10 dBi
Polarization	Linear
VSWR	1.4 max
3dB Beamwidth	E-Plane: 34.6~52.9 deg, H-Plane: 35.0~57.8 deg
Operating Temperature	-40°C~+70°C

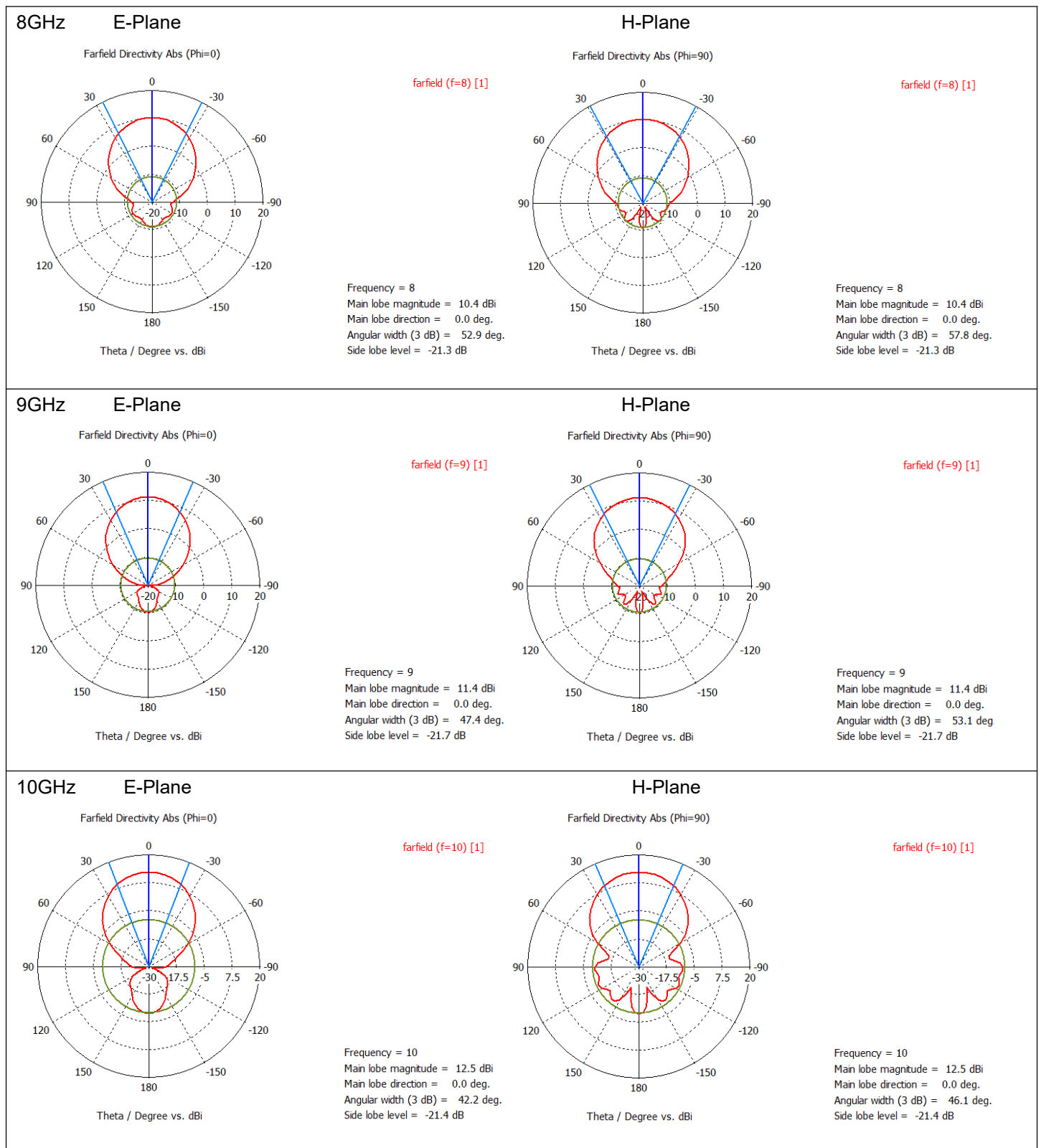
Mechanical

Waveguide Size	WR90
Flange Type	UBR100 Square Cover Flange
Body Material and Finish	Aluminum, Painted
RF Connector	SMA Female

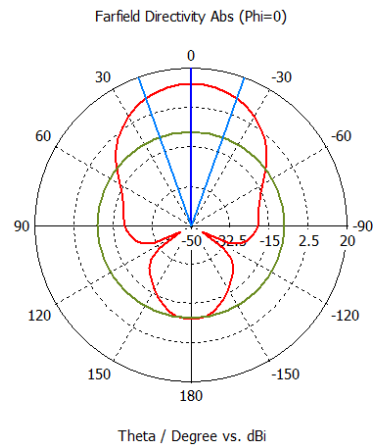
Dimensions(mm)



Simulated Antenna Patterns



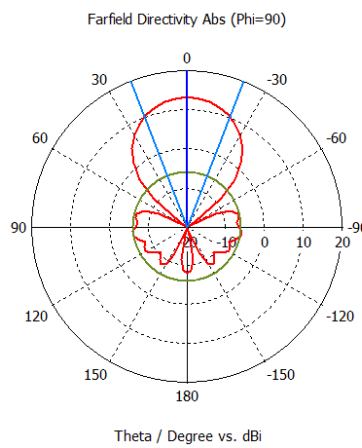
11GHz E-Plane



farfield (f=11) [1]

Frequency = 11
 Main lobe magnitude = 13.3 dBi
 Main lobe direction = 0.0 deg.
 Angular width (3 dB) = 39.3 deg.
 Side lobe level = -21.3 dB

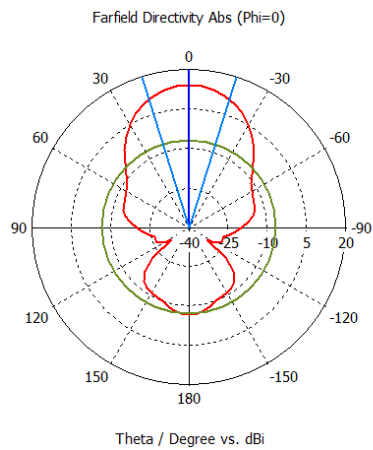
11GHz H-Plane



farfield (f=11) [1]

Frequency = 11
 Main lobe magnitude = 13.3 dBi
 Main lobe direction = 0.0 deg.
 Angular width (3 dB) = 42.4 deg.
 Side lobe level = -19.2 dB

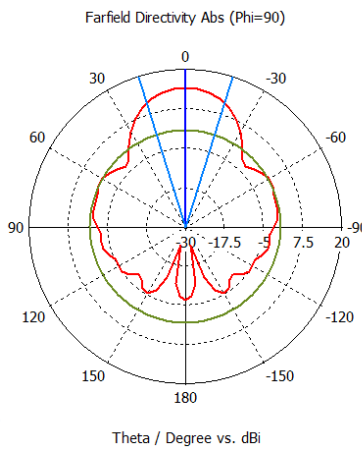
12.4GHz E-Plane



farfield (f=12.4) [1]

Frequency = 12.4
 Main lobe magnitude = 14.2 dBi
 Main lobe direction = 0.0 deg.
 Angular width (3 dB) = 34.6 deg.
 Side lobe level = -20.8 dB

12.4GHz H-Plane



farfield (f=12.4) [1]

Frequency = 12.4
 Main lobe magnitude = 14.2 dBi
 Main lobe direction = 0.0 deg.
 Angular width (3 dB) = 35.0 deg.
 Side lobe level = -13.5 dB