


SPDT Electromechanical Switch, Failsafe, DC to 18 GHz, SMA, TTL, Solder Pins
Electrical

Switch Type	SPDT, Reflective			
Actuator Type	Failsafe			
Switching Sequence	Break before make			
Switching Time	15 ms max			
Impedance	50 Ohms			
Frequency Range	DC-18 GHz			
*Nominal Actuating Voltage, Vdc	12 (11 to 13)	18 (16 to 20)	24 (22 to 26)	28 (26 to 30)
Actuating Current, mA	190	136	98	83
TTL Control	On: 2.4 to 5 Volts, Off: 0 to 0.8 Volts			



Frequency (GHz)	DC-6	6-12	12-18
VSWR (max)	1.2	1.3	1.4
Insertion Loss dB (max)	0.20	0.30	0.40
Isolation dB (min)	70	70	60

Environmental & Mechanical

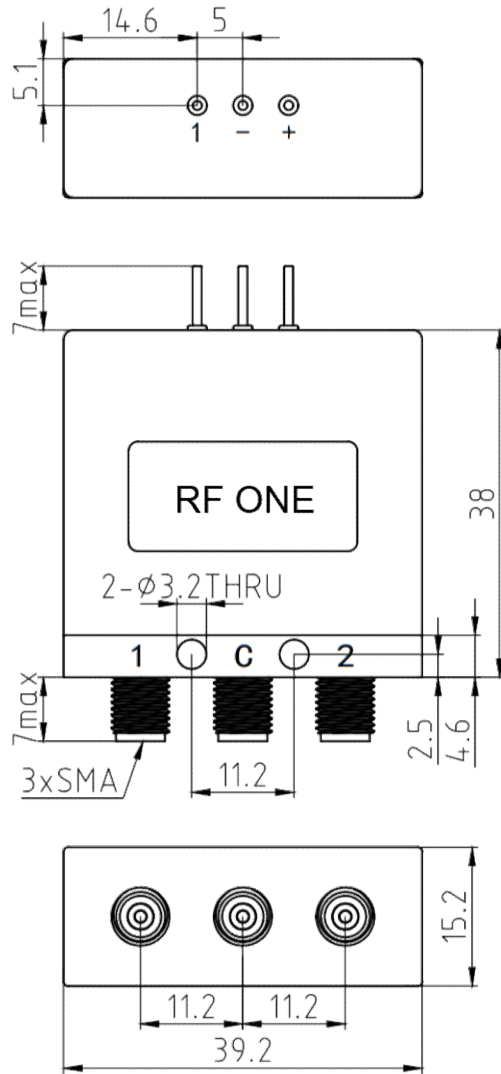
Operating Temperature	-25°C~+65°C
Storage Temperature	-55°C~+85°C
Shock (Designed to meet)	MIL-STD-202 Method 213, Condition D, 500G (Non Operating)
Vibration (Designed to meet)	MIL-STD-202 Method 214, Condition D, 10G RMS (Non Operating)
Operating Life	3 Million Cycles Minimum
RF Connector	SMA Female
Actuator Terminals	Solder pins
Weight	70g max

Notes

*For model RS2-S18FXX-T, replace the XX with the desired Actuator Voltage. Example: RS2-S18F12-T for 12 Volts.

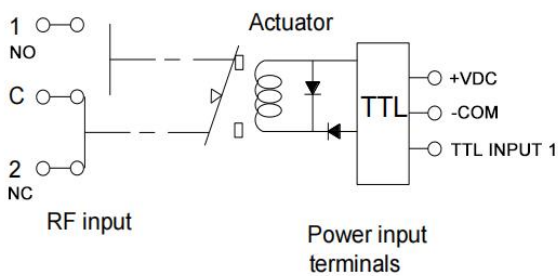
SPDT Electromechanical Switch, Failsafe, DC to 18 GHz, SMA, TTL, Solder Pins

Drawing (unit: mm, tolerance +/-0.5mm)



Schematic

Position De-energized



TTL Input	RF Path
Off	C -- 2
On	C -- 1