



Low PIM Termination

RTL04100D1

DIN 7/16 Female, 380-6000MHz, -160dBc, 100W, Round

Rev 1

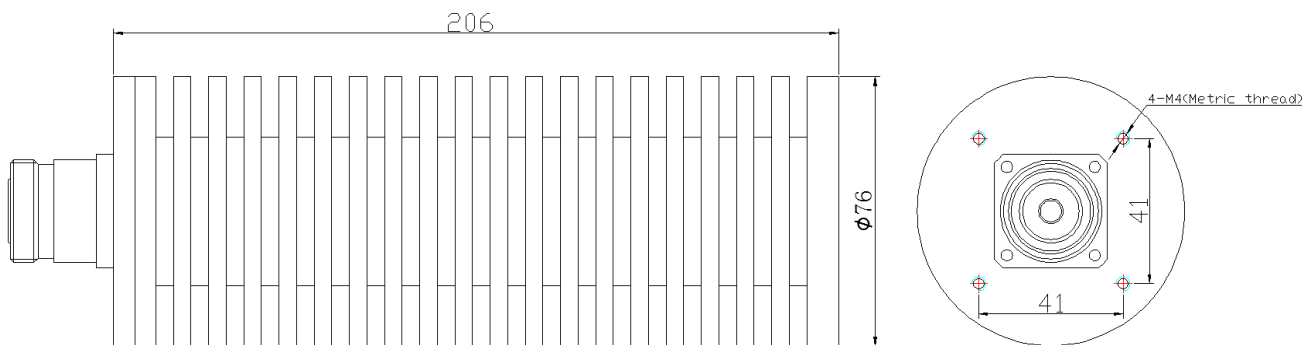
Electrical & Environmental

Impedance	50 ohm
Frequency Range	380-6000 MHz
Return Loss	18dB min @380-600MHz, 20dB min @600-4000MHz, 18dB min @4000-6000MHz
Input Avg Power	100W@ 25°C
PIM (Intermod)	-160dBc min (with 2×20W tones at 850/2600MHz @25°C)
Ingress Protection	IP67
Operating Temp	-40°C-+75°C

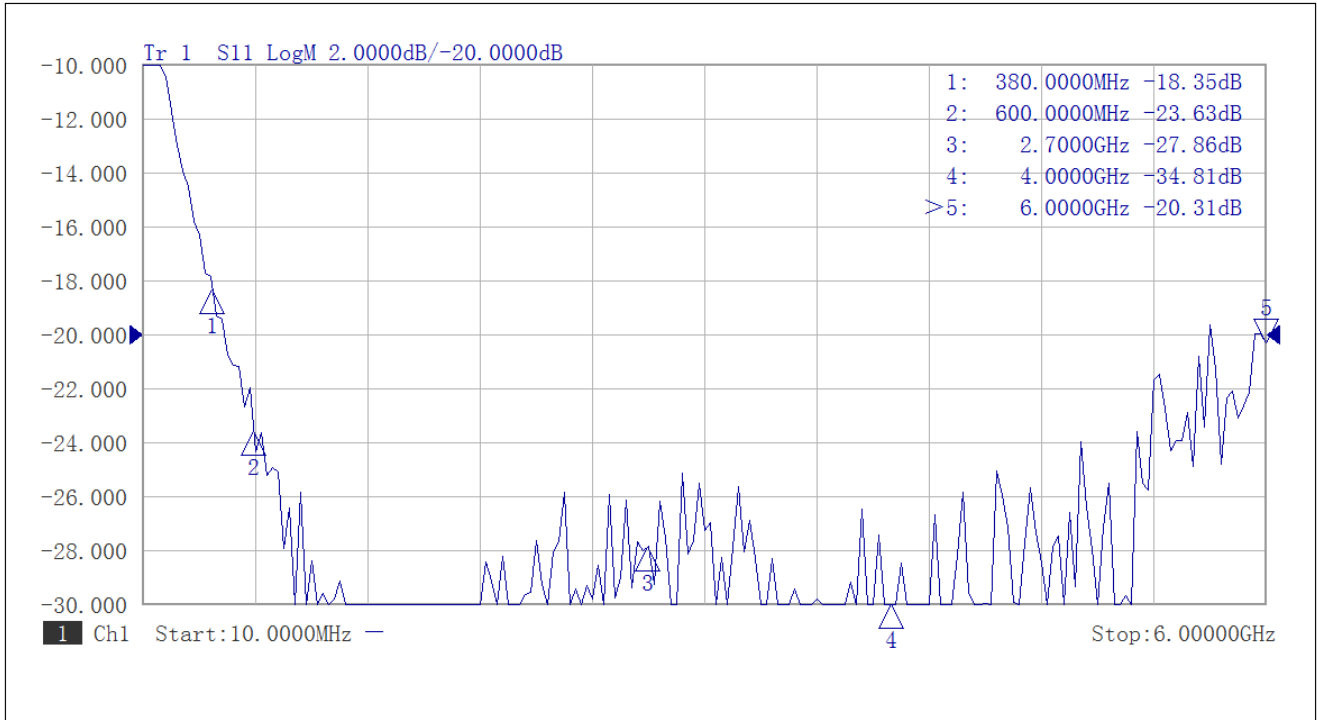
Mechanical

Connector	DIN 7/16 female
Connector Body	Brass, ternary alloy plated
Center Contact	Silver plated BeCu
Dielectric	PTFE
Housing	Aluminum, anodized black
Weight	About 2 kg

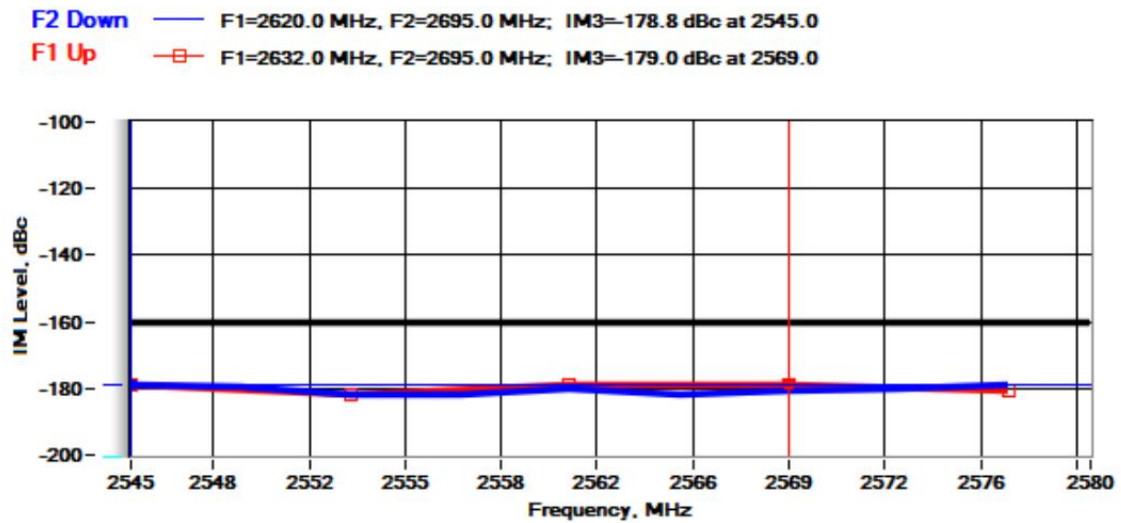
Dimensions(mm)



Typical Test Data



Passive IM Response (IM3)



PORT 1 REVERSE IM

Kaelus Virtual Front Panel (v11.7): New

Rev. 11.7